



Pre task assignment

ELECTRICAL INSTALLATION

1. Summary

The task consists in the completion of 3 modules:

- ✓ **Module 1: Installation and wiring of equipment.**
Using a layout plan, contestants will trace and install the equipment and the electrical panel.
- ✓ **Module 2: Wiring of the equipment.**
With the help of the functional analysis, after analyzing the client's request, contestants will wire the equipment.
- ✓ **Module 3: Commissioning of the installation and testing.**
The contestant will be able to test his installation before declaring it finished to the jury.

2. Allocated time: 6 hours 00 minutes

The contest duration is 6 hours 00 minutes.

Module 1: 2 hours 30 minutes.

Module 2: 2 hours 45 minutes.

Module 3: 45 minutes.

3. Requirements

- ✓ Contestants must respect the safety rules and wear PPE according to the task being performed.
- ✓ Contestants must follow the execution plans.
- ✓ Contestants will tidy up and clean their workstation.
- ✓ Contestants will follow the starting procedure.
- ✓ Any contestant caught cheating, talking to someone from the public or using a communication device will suffer a penalty of 5 points for the first transgression. A second transgression will lead to an exclusion from the contest.

4. Procedure

Day - 1 (March 23rd): On the day before the competition, contestants will be welcomed by members of the jury. A briefing about the organization of the competition and the safety rules will be arranged. Contestants will draw lots to be assigned to a work station.

Day 1 (March 24th): Contestants will have 2 hours and 30 minutes to complete module 1.








Day 2 (March 25th): Contestants will have 3 hours and 30 minutes to complete modules 2 and 3.












5. Scoring criteria

N°	Items to be Evaluated	Scoring scale
	Distribution of points per module	
	Module 1: 39/100	
	Module 2: 26/100	
	Module 3: 26/100	
	Scoring on the three modules: 9/100	
	Main evaluation criteria	
01	Respect of the subject, installation	32
02	Organization of the work station, security, cleanliness	9
03	Functioning	26
04	Quality of electrical connections	33
	TOTAL	100








6. List of equipment










Non-exhaustive list.









LIST OF THE PROVIDED EQUIPMENT				
N°	Equipment	Photo	Qty	Technical specification
01	Legrand distribution board with its door, 2 rows, 13 modules/row		1	
02	Differential circuit breaker, 40A, 30mA type AC		1	
03	Circuit breaker 1P+N 2A		1	
04	Circuit breaker 1P+N 10A		1	
05	Circuit breaker 1P+N 16A		4	
06	Remote switch 1P 16A		1	
07	Time switch		1	



08	Modular plug		1	
09	Distribution combs and their end caps		1	
10	13 module shutters		1	
11	DCL center pot box		2	
12	Flush mounted junction box 1P		6	
13	Flush mounted junction box 2P		2	
14	Simple ignition		1	
15	Push button		2	
16	Power outlet		4	
17	USB socket		1	
18	Support		3	



19	Plate 1P		3	
20	Red light		1	
21	Green light		2	
22	Plate 1P		6	
23	Plate 2P		2	
24	Junction box		1	
25	Luminaire		1	
26	Light Bulb		2	
27	Extractor		1	




28	Electrical wire 2,5mm ² : -Red -Blue -Green/Yellow			In sufficient quantity
29	Electrical wire 1,5mm ² : -Red -Blue -Green/Yellow			In sufficient quantity
30	Electrical wire 1.5 mm ² orange			In sufficient quantity
31	Electrical wire 1,5 mm ² purple			In sufficient quantity
32	Electrical wire 1,5 mm ² black			In sufficient quantity
33	20mm ICTA sheath			In sufficient quantity
34	Quick connector 2 inputs			







35	Quick connector 3 inputs			
36	5 input quick connector			
37	Screw-on base			
38	Clamp			
39	Plasterboard dowel			
40	Screw 3x35			
41	Multi-material drill bit 67mm		1	Diameter 67 mm
42	Extension cord			
43	Step ladder		1	3 steps





LIST OF TOOLS TO BE BROUGHT BY EACH CONTESTANT				
N°	Equipment	Photo	Qty	Technical specifications
01	Flat-head and Phillips screwdrivers		1 set	
02	Cutting, stripping and other pliers		1 set	
03	Spirit level		1	Contestant's choice
04	Measuring tape		1	
05	Screw gun		1	Provide flat and Phillips screwdriver bits PH2/PZ2 ...
06	Pencils		1 or more	
07	Hammer		1	Contestant's choice
08	Reciprocating saw		1	Contestant's choice
09	Toolbox		1	Free choice of the candidates, but validated by the jury

LIST OF FACILITIES INSTALLED AT THE CONTEST SITE				
N°	Equipment	Photo	Qty	Technical specifications
01	Competition space	Two plasterboard walls built into a reflex angle	1	1 spot for each contestant
02	Trestles		1 pair	Foldable
03	Work surface		1	60 x 120 cm

EQUIPMENT PER JUDGE					
N°	Item	Photo	Technical specifications	Unit	Qty
01	Office desk			pcs.	1/2
02	Office chair			pcs.	1
03	Paperboard + feutres				

EXPENDABLE MATERIALS PER JUDGE					
N°	Item	Photo	Technical specifications	Unit	Qty
01.	Top clip tablet		A4 Format Allows for recording without stable surface underneath	pcs.	1
02.	Ballpoint blue		Ink color blue	pcs.	1
03.	Ballpoint blue		Ink color red	pcs.	1

04.	Pencil with eraser			pcs.	1
05.	Writing paper		A4 Format	pack	1
CONTEST VENUE COMMON INFRASTRUCTURE (optional)					
Additional required equipment, personal protective equipment					
N°	Item	Photo	Technical specifications	Unit	Qty
01	Clock		Batteries	pcs	4
02	Digital timer		Batteries	pcs	1
03	Trash can			pcs	4
04	Water dispenser			pcs.	1

CONTESTANTS' ROOM					
No.	Item	Photo	Technical specifications	Unit	Qty
01	Office chair for visitors			pcs.	5
02	Hanger (rod)			pcs.	2
03	Coat hangers			pcs.	10
04	Wooden tables			pcs.	1
ADDITIONAL VENUE REQUIREMENTS/COMMENTS					
N°	Item	Photo	Technical specifications	Unit	Qty

01	Number of electric outlets				
-----------	----------------------------	--	--	--	--