

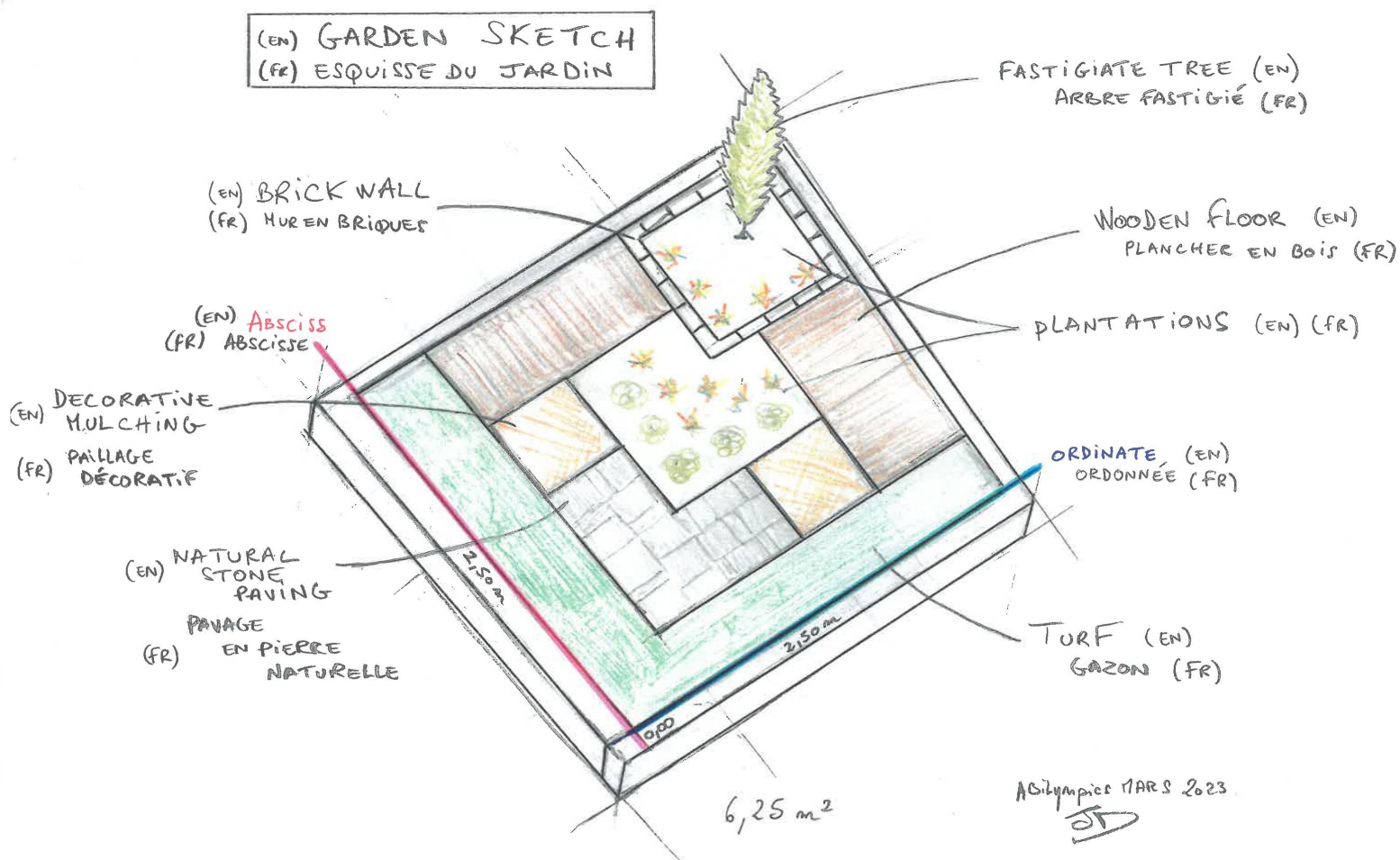


Pre task assignment

# LANDSCAPE GARDENING (INDIVIDUAL)

## 1. Summary

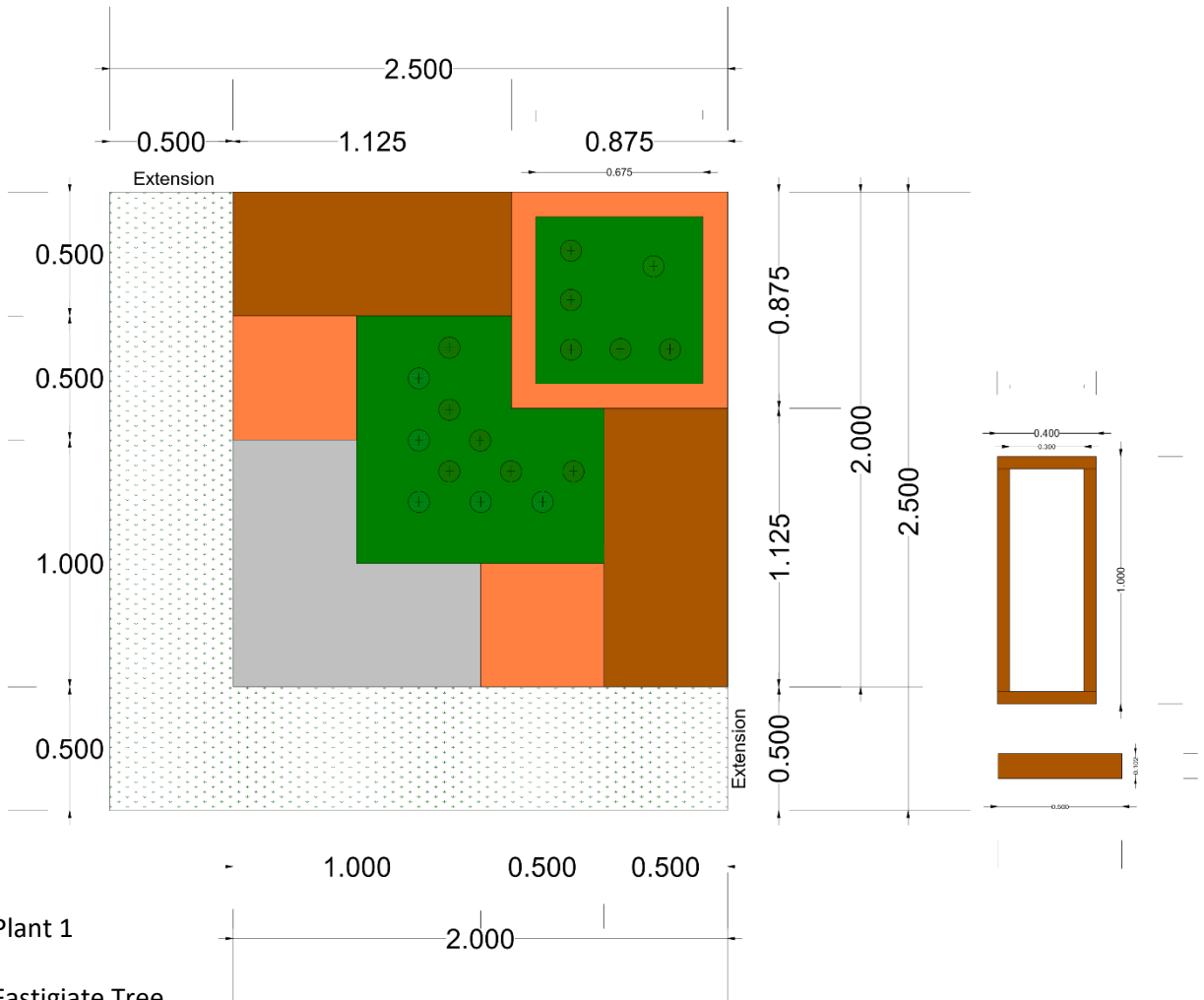
Contestants have to create a miniature garden scene inside a square, using construction materials (bricks, natural stones and wooden boards) and plants according to the plan and instructions below.






## 2. Allocated time: 6 hours 00 minutes

The contest duration is 6 hours 00 minutes.

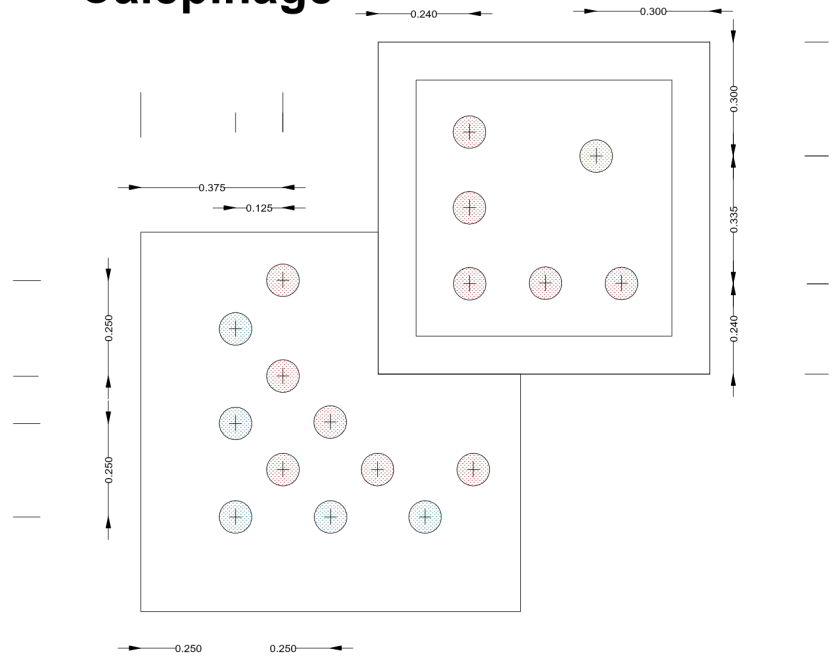
### 3. Requirements



-  Plant 1
-  Fastigate Tree
-  Plant 2

-  Planting area
-  Wooden Floor
-  Decorative Mulching
-  Natural Stone Paving
-  Turf

### Calepinage



### **Module 1: Brick retaining wall**

Level the sand surface in the box with a straight edge, packing the surface. Install a brick retaining wall (4 rows). Fill the inside with potting soil. Plant by in-the-row spacing according to the drawing.

### **Module 2: Natural stone paving**

Make the layout of the natural stone path according to the drawing using a level. Cover the joints between the natural stone with sand. Remove excess sand from the surface of the natural stone.

### **Module 3: Wood flooring**

Carry out the assembly of the wood flooring from the diagram, using the elements provided.

### **Module 4: Geotextile laying**

On the drawing, determine the place where the filling should be done. Lay the geotextile on it, fix it with metal pegs.

### **Module 5: Plantation**

Carry out planting of the plants according to the plan of layout. Make sure that the plantation is done according to the rules of the art.

### **Module 6: Mulching**

Backfill the two mulching areas with the decorative chips provided by the organization. The elements should be even and dense so that the geotextile is not visible.

### **Module 7: Laying Turf**

Level the area to be turfed. Cut, install and adjust the turf to the location on the plan. Work carefully, the condition of the turf must be impeccable.

### **Module 8. Work area cleanup**

The work area must be clean so that the members of the jury can evaluate your achievement.

\* The contestant may be helped by a third party to lift weights of more than 5 kg. This person will be designated by the chief of the jury.

#### 4. Procedure

**Day -1 (March 23<sup>rd</sup>):** On the day before the competition, contestants will be welcomed on the stand by the members of the jury. A briefing about the organization of the contest and the safety rules will be arranged. Contestants will draw lots to be assigned to a work station, where they may drop off their tools.

**Day 1 (March 24<sup>th</sup>):** The final task assignment will be presented to the contestants. They will have approximately 30 minutes to read and study it, then, a 15-minute Q&A session will be proposed. Contestants will have 4 hours to work.

**Day 2 (March 26<sup>th</sup>):** Contestants will have 2 hours to finish the task.









#### 5. Scoring criteria













| N°                                    | Items to be Evaluated                                   | Scoring scale |
|---------------------------------------|---|---------------|
| <b>Work process</b>                   |   | <b>9/100</b>  |
| 01                                    | Cleanliness of the workplace                            | 2             |
| 02                                    | Using of tools and materials                            | 2             |
| 03                                    | Work hours organization, logistics                      | 2             |
| 04                                    | Health and safety                                       | 2             |
| 05                                    | Working time distribution                               | 1             |
| <b>Module 1. Brick retaining wall</b> |   | <b>20/100</b> |
| 06                                    | Retaining wall height                                   | 2             |
| 07                                    | The horizontality of the retaining wall (measurement 1) | 2             |
| 08                                    | The horizontality of the retaining wall (measurement 2) | 2             |
| 09                                    | Retaining wall angle 90 (measurement 1)                 | 2             |
| 10                                    | Retaining wall angle 90 (measurement 2)                 | 2             |
| 11                                    | Retaining wall verticality (Measurement 1)              | 2             |
| 12                                    | Retaining wall verticality (Measurement 2)              | 2             |
| 13                                    | Retaining wall plane (Measurement 1)                    | 2             |
| 14                                    | Retaining wall plane (Measurement 2)                    | 2             |
| 15                                    | Performing element according to the drawing             | 2             |
| <b>Module 2. Natural stone paving</b> |   | <b>24/100</b> |
| 16                                    | Horizontality of the paving (measurement 1)             | 1,5           |
| 17                                    | Horizontality of the paving (measurement 2)             | 1,5           |
| 18                                    | Horizontality of the paving (measurement 3)             | 1,5           |
| 19                                    | Horizontality of the paving (measurement 4)             | 1,5           |
| 20                                    | Elevation mark (measurement 1)                          | 1,5           |
| 21                                    | Elevation mark (measurement 2)                          | 1,5           |
| 22                                    | Elevation mark (measurement 3)                          | 1,5           |
| 23                                    | Horizontality of the boards 1                           | 1,5           |
| 24                                    | Horizontality of the boards 2                           | 1,5           |
| 25                                    | Paving sizes 1  | 1,5           |

|                                     |   |               |
|-------------------------------------|---|---------------|
| 26                                  | Paving sizes 2  | 1,5           |
| 27                                  | Paving sizes 3  | 1,5           |
| 28                                  | Paving sizes 4  | 1,5           |
| 29                                  | Joining seams / Joints  | 1,5           |
| 30                                  | A selection of natural stone (the smallest is ½ of the largest) | 1,5           |
| 31                                  | All paving is done  | 1,5           |
| <b>Module 3. Wood flooring</b>      |   | <b>14/100</b> |
| 32                                  | Horizontality of the structure 1                                | 2             |
| 33                                  | Horizontality of the structure 2                                | 2             |
| 34                                  | Wooden construction size  | 2             |
| 35                                  | The gaps between the boards are equal                           | 2             |
| 36                                  | Fixing a wooden construction with self-tapping screws           | 2             |
| 37                                  | Deepening self-tapping screws                                   | 2             |
| 38                                  | Wooden construction assembled according to the drawing          | 2             |
| <b>Module 4. Geotextile laying</b>  |   | <b>2/100</b>  |
| 39                                  | Geotextile laying   | 1             |
| 40                                  | Geotextile fixation   | 1             |
| <b>Module 5. Planting</b>           |   | <b>17/100</b> |
| 41                                  | Planting depth  | 2             |
| 42                                  | Plant binding 1   | 2             |
| 43                                  | Plant binding 2   | 2             |
| 44                                  | Plant binding 3   | 2             |
| 45                                  | Plant binding 4   | 2             |
| 46                                  | Plant spacing 1   | 2             |
| 47                                  | Plant spacing 2   | 2             |
| 48                                  | Placing plants at planting sites                                | 1             |
| 49                                  | Watering plants   | 1             |
| 50                                  | Removal of damaged parts of plants                              | 1             |
| <b>Module 6. Backfilling</b>        |   | <b>3/100</b>  |
| 51                                  | Decorative backfilling quality                                  | 2             |
| 52                                  | Chips laying uniformity   | 1*            |
| <b>Module 7. Grassing</b>           |   | <b>8/100</b>  |
| 53                                  | Ground preparation  | 2             |
| 54                                  | Precision cutting   | 4             |
| 55                                  | Care of the turf  | 2             |
| <b>Module 8. General impression</b> |   | <b>3/100</b>  |
| 56                                  | The garden is clean and tidy                                    | 1*            |
| 57                                  | All task elements are completed                                 | 1             |
| 58                                  | Workplace cleaning  | 1             |
| <b>TOTAL</b>                        |   | <b>100</b>    |


*\*Subjective criteria*

## 6. List of equipment

| EQUIPMENT PER CONTESTANT |                             |   |                                       |      |     |
|--------------------------|-----------------------------|---|---------------------------------------|------|-----|
| N°                       | Item                        | Photo   | Technical specifications              | Unit | Qty |
| 01                       | Ladies' shovel              |    |                                       | pcs. | 1   |
| 02                       | Garden trowel               |    |                                       | pcs. | 1   |
| 03                       | Rake                        |    | 10 claws                              | pcs. | 1   |
| 04                       | Universal brush with handle |   |                                       | pcs. | 1   |
| 05                       | Grater polyurethane         |  | 140 * 230 mm<br>(use as hand tamping) | pcs. | 1   |
| 06                       | Measure tape                |  | 3 m                                   | pcs. | 1   |
| 07                       | Set of metal fixing pegs    |  | 18 cm<br>15 pcs                       | pack | 3   |
| 09                       | Pruning shears              |  |                                       | pcs. | 1   |

|    |                     |   |       |      |   |
|----|---------------------|---|-------|------|---|
| 10 | Universal scissors  |    |       | pcs. | 1 |
| 11 | Broom+ shovel       |    |       | pcs. | 1 |
| 12 | Watering can        |    | 5L    | pcs. | 1 |
| 13 | Trash can           |    | 60L   | pcs. | 1 |
| 14 | Plastic bucket      |    | 10L   | pcs. | 1 |
| 15 | Spirit level        |    | 1.5 m | pcs. | 1 |
| 16 | Spirit level        |  | 1 m   | pcs. | 1 |
| 17 | Spirit level        |  | 0.5 m | pcs. | 1 |
| 18 | Brick hammers       |  | 450 g | pcs. | 1 |
| 19 | Aluminum rule       |  | 1.5 m | pcs. | 1 |
| 20 | Chair               |  |       | pcs. | 1 |
| 21 | Construction square |  |       | pcs. | 1 |

| EXPENDABLE MATERIALS PER CONTESTANT |  |   |                          |           |      |
|-------------------------------------|--|---|--------------------------|-----------|------|
| N°                                  | Item   | Photo   | Technical specifications | Unit      | Qty  |
| 01                                  | Wooden beam (planed)                           |    | 40x40x3000 mm            | pcs.      | 4    |
| 02                                  | Sandstone gray-green                           |    |                          | cub. m.   | 1.5  |
| 03                                  | Hyper pressed smooth castle brick, brown color |    | 240 x 120 x 65 mm        | pcs.      | 48   |
| 04                                  | Board Wooden Sliced                            |    | 25 * 100 * 3000          | pcs.      | 4    |
| 05                                  | Sliced balk of timber                          |   | 50 * 50 * 3000 mm        | pcs.      | 3    |
| 06                                  | Garden plastic border                          |  | ∅ 16mm Black, 10cm * 10m | pcs.      | 1/10 |
| 07                                  | Decorative shave, yellow                       |  | 2-4 cm, 50 l             | pack      | 2    |
| 08                                  | Decorative shave, brown                        |  | 2-4 cm, 50 l             | pack      | 2    |
| 09                                  | Geotextile black density                       |  | (70 - 100 g / sq. M)     | pack      | 1/10 |
| 10                                  | Cord   |  |                          | pcs.      | 1    |
| 11                                  | Plant 2 (Viola cornuta)                        |  | D9 H20                   | pcs, pots | 11   |

|    |                                   |   |          |      |   |
|----|-----------------------------------|---|----------|------|---|
| 12 | Fastigate Tree<br>(Thuja western) |  | 25-40 cm | pcs. | 1 |
| 13 | Plant 1<br>(Fern Nephrolepis)     |  | D9 H20   | pcs. | 5 |

| EXPENDABLE MATERIALS, EQUIPMENT AND TOOLS CONTESTANTS SHOULD BRING* |                                 |   |    |      |   |
|---|---------------------------------|---|----|------|---|
| 01  | Measure tape                    |    | 5m | pcs. | 1 |
| 02  | Chalks                          |   |    | pcs. | 1 |
| 03  | Pruning shears                  |  |    | pcs. | 1 |
| 04  | Working clothes (jacket, pants) |  |    | set  | 1 |
| 05  | Work gloves                     |  |    | pcs. | 1 |
| 06  | Safety shoes                    |  |    | set  | 1 |
| 07  | Safety glasses                  |  |    | pcs. | 1 |