INTERNATIONAL ABILYMPICS HELSINKI 2027

Technical Description

Floral Arrangement

Skill 09



1 Skill Overview 3
2 Task Assignment Overview 4
3 Materials and Equipment 6
4 Skill-Specific Requirements 18
5 Assessment Framework 20

1 Skill Overview

1.1 Skill Name and Category

Floral Arrangement, Creative Arts and Fashion

1.2 Number of Competitors

This is an individual Skill Competition with one competitor.

1.3 Competition Time

The total competition time for Floral Arrangement is 5 hours and 30 minutes, and is divided into the following modules:

- Module A: Arrangement – 2 hour 30 minutes
- Module B: Hand-Tied Bouquet – 1 hour 30 minutes
- Module C: Surprise Task – 1 hour 30 minutes

1.4 Description of the Skill

Floral Arrangement is the art of designing and creating floral arrangements using flowers, plants, and accessories according to a specific theme. Competitors are expected to create a variety of floral designs, including bouquets, arrangements, bridal bouquets, floral jewellery, object decorations, or wreaths.

Competitors must select materials from the provided options and apply appropriate techniques to create the required floral designs. Success in this skill requires artistic ability, technical precision, creativity, and an understanding of floral design principles.

2 Task Assignment Overview

2.1 Task Assignment Description and Familiarisation Session

The Task Assignment is the main competition task used to assess the competitors' skills. It defines what the competitors must complete during the competition and forms the basis for all assessments. The final result is evaluated only on the finished work produced during the official competition time.

A familiarisation session is organised on C-1. During this session, competitors may enter the workshop, see the workspace, check the available tools and materials, and ask questions about procedures or practical arrangements. Competitors are not allowed to practise, start, or rehearse any part of the Task Assignment during this session.

Additional module-specific instructions for Modules A and B are provided on C-1. Competitors must keep these instructions within the competition area and may not photograph them. Visual references, such as photographs or other images, will be provided as inspiration for completing Modules A and B.

The materials listed in Section 3.1 form the competition materials baseline. The final selection may vary according to availability, and additional materials may be provided. The final selection of materials for Modules A and B will be presented during familiarisation on C-1.

During familiarisation, competitors may examine the plant materials and other materials provided for Modules A and B. They should prepare, maintain and organise these materials as necessary, but must not begin work on either module. Competitors may take notes during familiarisation, but all notes must remain within the competition area.

The instructions, visual references, and materials for Module C, the Surprise Task, will be provided 15 minutes before the module starts. They will not be revealed during familiarisation.

2.2 Task Assignment Structure

The competition consists of three modules, each involving a separate floristry task.

Module A: Arrangement
Competition time: 2 hours 30 minutes

Competitors create a floral arrangement using the container provided. The Task Assignment will provide further details, including the theme and a photograph of the container.

The final selection of plant materials and other materials, including any additional materials, will be presented on C-1.

Module B: Hand-Tied Bouquet
Competition time: 1 hour 30 minutes

Competitors create a hand-tied bouquet, which will be assessed without a container. The Task Assignment will provide further details, including the theme and information on the container provided for holding the bouquet.

The final selection of plant materials and other materials, including any additional materials, will be presented on C-1.

Module C: Surprise Task
Competition time: 1 hour 30 minutes

Competitors complete a surprise floristry task using the instructions, visual references, and materials provided 15 minutes before Module C starts.

2.3 Task Assignment Technical Requirements

Module A: Arrangement

- Selection and application of floral arrangement techniques.
- Use of one dominant technique, with additional techniques where appropriate.
- Composition, balance and proportion.
- Integration of the container into the arrangement.
- Interpretation of the theme.

Module B: Hand-Tied Bouquet

- Spiral or parallel-stem construction.
- Creation of one dominant binding point.
- Composition, balance and proportion.
- Interpretation of the theme.

Module C: Surprise Task

- Application of floristry techniques appropriate to the task.
- Adaptation to the instructions, visual references and materials provided.
- Effective use of the provided materials.

The Task Assignment defines the exact requirements, including techniques, containers, materials and theme interpretation, and may include task-specific variations or additional elements.

3 Materials and Equipment

3.1 Materials and Equipment Provided by the Competition Organiser

The Organiser provides the materials, tools, and equipment listed below.

Images are for reference only. They do not indicate a specific brand or model unless otherwise stated in the specifications. Quantities are per competitor unless otherwise stated.

Items will be available at the competitor's workstation or in the designated competition area, as appropriate. Where exact brands, models, or task-specific material details are not specified, these may be confirmed before the competition or defined in the Task Assignment, as appropriate.

Plant materials

The list below indicates the basic plant materials provided for the competition. Colours and varieties are indicative, and certain plants may be replaced with similar alternatives depending on availability. Additional plant materials may also be provided. All competitors will receive equivalent plant materials and quantities.

No.	Equipment / Material	Picture	Specifications	Quantity
01	Allium		—	3–5 stems or similar amount
02	Antirrhinum		—	3–5 stems or similar amount
03	Asparagus falcatus		—	5 stems or similar amount
04	Asparagus plumosus		—	10 stems or similar amount

© Skills Finland

No.	Equipment / Material	Picture	Specifications	Quantity
				
05	Aspidistra elatior		—	6 stems or similar amount
06	Chrysanthemum		—	2–5 stems or similar amount
07	Chrysanthemum		—	5 stems or similar amount
08	Clematis		—	5 stems or similar amount
09	Dianthus		—	5–7 stems or similar amount
10	Dianthus		—	5–7 stems or similar amount
11	Dianthus		—	3–5 stems or similar amount

No.	Equipment / Material	Picture	Specifications	Quantity
				
12	Dianthus		—	3–5 stems or similar amount
13	Euphorbia spinosa		—	Similar amount provided
14	Eucalyptus		—	½ bunch or similar amount
15	Eucalyptus		—	½ bunch or similar amount
16	Eustoma		—	3 stems or similar amount
17	Freesia		—	4–6 stems or similar amount

No.	Equipment / Material	Picture	Specifications	Quantity
				
18	Gerbera		—	5–7 stems or similar amount
19	Gerbera		—	5–7 stems or similar amount
20	Hypericum		—	4–6 stems or similar amount
21	Iris		—	6 stems or similar amount
22	Lagurus		—	½ bunch or similar amount
23	Limonium		—	2–5 stems or similar amount

© Skills Finland

No.	Equipment / Material	Picture	Specifications	Quantity
				
24	Miscanthus		—	5–7 stems or similar amount
25	Moss		—	Appropriate amount
26	Philodendron		—	3–5 stems or similar amount
27	Rose		—	7 stems or similar amount
28	Rose		—	3 stems or similar amount
29	Salix		Branches	Appropriate amount

No.	Equipment / Material	Picture	Specifications	Quantity
				
30	Typha		—	Appropriate amount
31	Pot plants		Various plants	Appropriate amount
32	Surprise Task box		Box containing the materials for Module C. Contents will be revealed 15 minutes before the start of the module.	1

Floristry materials

No.	Equipment / Material	Picture	Specifications	Quantity
01	Black wire		Various lengths and diameters	30–40 pieces
02	Container for Module A: Arrangement		Forms part of the completed arrangement. Details specified in the Task Assignment.	1
03	Container / vase for Module B:		For holding the bouquet; not included in the assessment. Details	1

No.	Equipment / Material	Picture	Specifications	Quantity
	Hand-Tied Bouquet		specified in the Task Assignment.	
04	Binding wire		Selected colours	1–2 or appropriate amount
05	Floral foam for fresh flowers		—	2–3 bricks or appropriate amount
06	Tying string		—	1–3 or appropriate amount
07	Aluminium wire		2 mm, 100 g / 12 m	1 roll or appropriate amount
08	Floral tape		Selected colours	1–3 rolls or appropriate amount
09	Cold glue		—	1
10	Gold wire		—	1–2
11	Silver wire		—	1–2

No.	Equipment / Material	Picture	Specifications	Quantity
12	Black wire		—	1–2
13	Mesh		350 mm × 5 m roll	1 roll or similar amount
14	Rattan		—	Appropriate amount
15	Sand		—	Appropriate amount
16	Glass tubes		Various shapes	Appropriate amount

Workstation equipment

No.	Equipment / Material	Picture	Specifications	Quantity
01	Work table		—	1
02	Chair		—	1
03	Flower container		—	2–6

© Skills Finland

No.	Equipment / Material	Picture	Specifications	Quantity
				
04	Waste bin		—	1–3
05	Floor cleaning set		—	1
06	Watering can		—	1
07	Table clock	 	Analogue or digital.	1

3.2 Materials and Equipment Supplied by Competitors

Competitors may bring only the materials, tools, and equipment listed below. Personal tools and equipment must fit within a toolbox or tool case suitable for checked luggage, with a maximum total weight of 23 kg, including the toolbox or case. This requirement does not apply to clothing, footwear, personal protective equipment (PPE), or equipment required due to the competitor's condition or special needs and agreed in advance with the Organiser.

Images are for reference only. They do not indicate a specific brand or model unless the specifications state otherwise. Quantities are per competitor unless otherwise stated.

No.	Equipment / Material	Picture	Specifications	Quantity
01	Tool box		Competitor's choice	1

No.	Equipment / Material	Picture	Specifications	Quantity
				
02	Floral knife		Competitor’s choice	1 or more
03	Florist’s shears		Competitor’s choice	1 or more
04	Pruning shears		Competitor’s choice	1 or more
05	Scissors		Competitor’s choice	1 or more
06	Wash bottle		Competitor’s choice	1
07	Spray bottle		Competitor’s choice	1

No.	Equipment / Material	Picture	Specifications	Quantity
08	Cleaning cloth		For cleaning the work surface and equipment	2-4
09	Note-taking equipment		Blank notebook and pencils	1
10	Pliers		Competitor’s choice	1 or more
11	Tape measure		Competitor’s choice	1
12	Cordless drill and drill bits	 	Competitor’s choice	1
13	Stapler and staples		Competitor’s choice	1

No.	Equipment / Material	Picture	Specifications	Quantity
		 		
14	Work gloves		Suitable for floristry work	1 pair
15	Safety glasses		Suitable for use when working with a cordless drill	As required

3.3 Prohibited Materials and Equipment

Competitors may use only the materials, tools, and equipment listed in Sections 3.1 and 3.2, unless otherwise authorised by the Skill Manager or Chief Judge. This restriction does not apply to clothing, footwear, or personal protective equipment (PPE) required in Section 4.1, or to equipment required due to the competitor's condition or special needs and agreed in advance with the Organiser.

All other materials, tools, and equipment are not permitted.

4 Skill-Specific Requirements

4.1 Skill-Specific Requirements

The Skill-Specific Requirements below apply to this Skill Competition and must be followed in addition to the Abilympics Competition Rules. The Skill Manager or Chief Judge may provide additional instructions, as needed, to ensure the competition is conducted safely and fairly.

Topic	Skill-Specific Requirements
Materials and tools provided by the Organiser	The Organiser provides the plant materials and other materials required for the Task Assignment. Materials for Modules A and B are available for competitors to view on Familiarisation Day (C-1). Materials for Module C, the Surprise Task, are not revealed during familiarisation. Competitors must check all materials, tools, and equipment before the competition begins. If any item is missing, damaged, or defective, competitors must immediately inform the Judges. No replacements will be provided once competition time has commenced, unless authorised by the Judges. If equipment provided by the Organiser fails and the failure is confirmed not to have been caused by the competitor, the Chief Judge may grant additional time.
Use of personal tools	Competitors may bring and use only the personal tools and equipment listed in Section 3.2. No other personal tools or equipment are permitted. This restriction does not apply to equipment required due to the competitor's condition or special needs and agreed in advance with the Organiser.
Personal protective equipment (PPE)	Competitors may use work gloves when handling and arranging materials. Safety glasses are recommended when using a cordless drill. Competitors must bring their own required PPE.
Clothing / Uniform	There is no mandatory uniform. Competitors must wear neat, comfortable clothing suitable for floristry work. Clothing must allow the competitor to work safely and effectively at the workstation. Clothing must not display large commercial logos or promotional branding. Small, non-distracting brand marks are permitted.
Sideline coaching	Competitors must remain at their workstations or within the designated competition area during competition time, unless authorised to leave by the Judges. Competitors may not communicate with other competitors or members of the public during competition time. Competitors may communicate with Judges, Interpreters, personal assistants, and other authorised persons when required. The role and permitted involvement of a personal assistant must be agreed in

Topic	Skill-Specific Requirements
	advance with the Organiser based on the competitor's condition or special needs.
Use of technology	Competitors may not use personal laptops, tablets, mobile phones, smartwatches, or other personal communication or electronic devices during competition time. Competitors must store such devices away and may access them only during the lunch break or at the end of the competition day. This restriction does not apply to devices required due to the competitor's condition or special needs and agreed in advance with the Organiser. Judges and Interpreters may use devices required for their official duties only as agreed by the Skill Manager and the Chief Judge. The Skill Manager and the Chief Judge may use devices required for competition management and will specify any additional restrictions or permitted device use within the competition area.

5 Assessment Framework

5.1 Assessment Principles

All Abilympics Skill Competitions are marked out of 100 points.

Points are divided between criteria that reflect the required skills and expected outcomes.

Two methods of assessment are used:

- **Measurement**: objective, factual scoring (e.g., size, accuracy).
- **Judgement**: expert evaluation of quality, technique, and artistic choices.

5.2 Assessment Areas

Detailed marking criteria and scoring are provided in the Task Assignment.

Assessment focuses on the following key areas:

Assessmen Area	Points
Module A: Arrangement	40
Module B: Hand-Tied Bouquet	40
Module C: Surprise Task	20
Total	**100**